

| C/C: | INPUT VOLTAGE (VAC) | WEIGHT Kg (lb) | COOLING FANS |
|---------|---------------------|----------------|--------------|
| GA50□ | | | |
| 2021□□□ | 200 TO 240 3-PHASE | 2.4 (5.3) | 1 |
| 4012□□□ | 380 TO 480 3-PHASE | 2.6 (5.7) | 1 |

□ denotes A-Z

YASKAWA

UNITS MM [IN]
SCALE 1:3

DRWN. J. MATTAS 6-27-19
CHKD. J. PIOTROWSKI 8-7-19
TECH. L. UDDIN 9-8-19
APRV. J. CAIRO 9-18-19

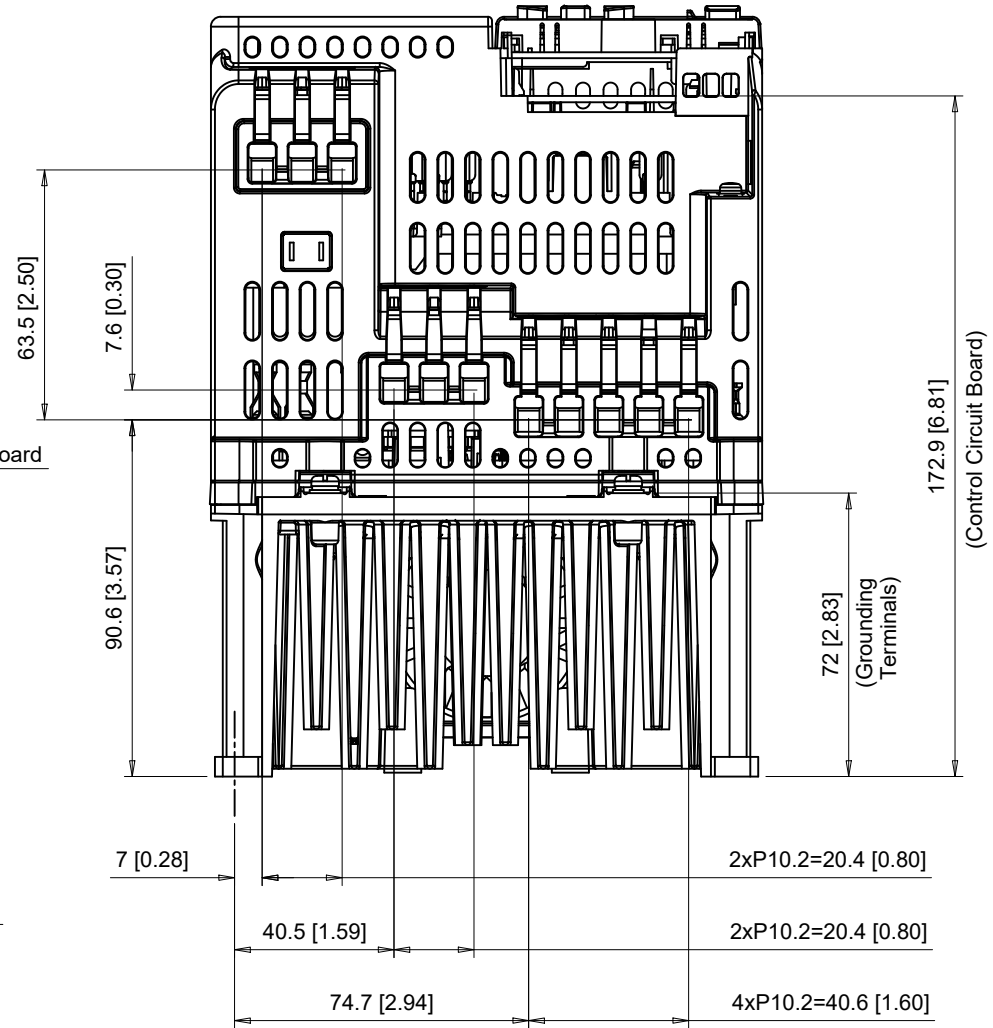
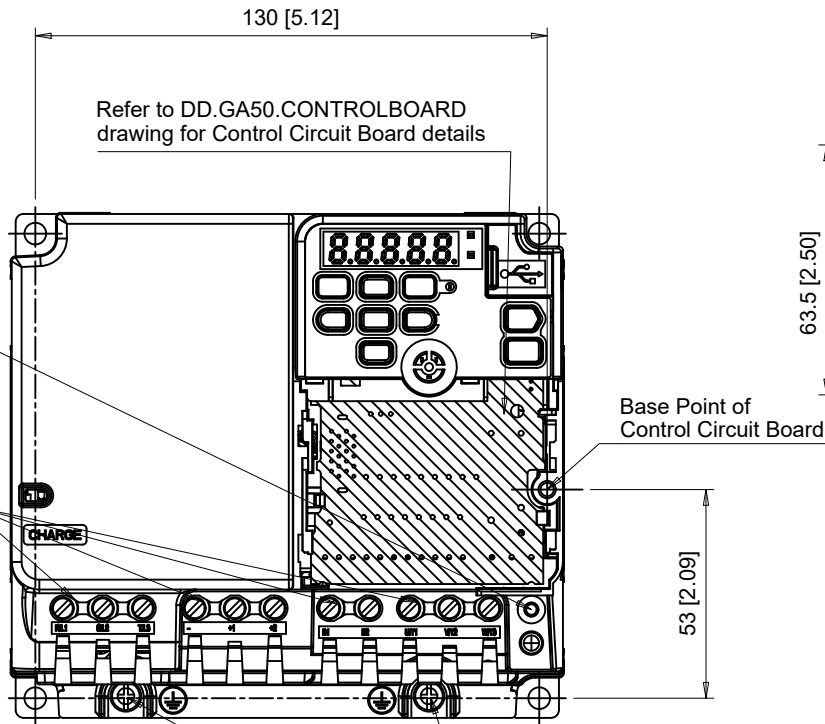
TITLE
GA500 DIMENSION DRAWING
FRAME SIZE 3.1
IP20 ENCLOSURE WITH EMC FILTER

SIZE A
PAGE 1 OF 3
DWG.NO.
DD.GA50.FR3.1.IP20.EMC

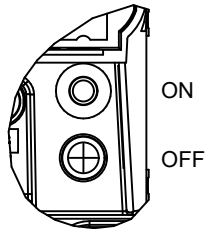
REV
0

FRONT VIEW

BOTTOM VIEW



EMC FILTER SWITCH



Detail A
Scale 1:1

| C/C: GA50□ | TERMINAL SYMBOL | WIRE RANGE AWG (mm ²) | TERMINAL SCREW | CLAMPING TORQUE N.m. (lb.in.) |
|--------------------|--------------------|--------------------------------------|-------------------|----------------------------------|
| 2021□□□ 4012□□□ | R/L1, S/L2, T/L3 | 14 - 6 (2.5 - 16) | M4 | 1.7 (15) |
| | U/T1, V/T2, W/T3 | 14 - 6 (2.5 - 16) | M4 | 1.7 (15) |
| | -, +1, +2 | 14 - 6 (2.5 - 16) | M4 | 1.7 (15) |
| | B1, B2 | 14 - 6 (2.5 - 16) | M4 | 1.7 (15) |
| | ⊕ | 14 - 10 (2.5 - 6) | M4 | 1.2 - 1.5 (11 - 13) |

□ Denotes A-Z

Note: Refer to applicable codes and standards for proper wire type and size.

YASKAWA

| | | | |
|---------------|-------|---------------|---------|
| | DRWN. | J. MATTAS | 6-27-19 |
| UNITS MM [IN] | CHKD. | J. PIOTROWSKI | 8-7-19 |
| SCALE 1:2 | TECH. | L. UDDIN | 9-8-19 |
| | APRV. | J. CAIRO | 9-18-19 |

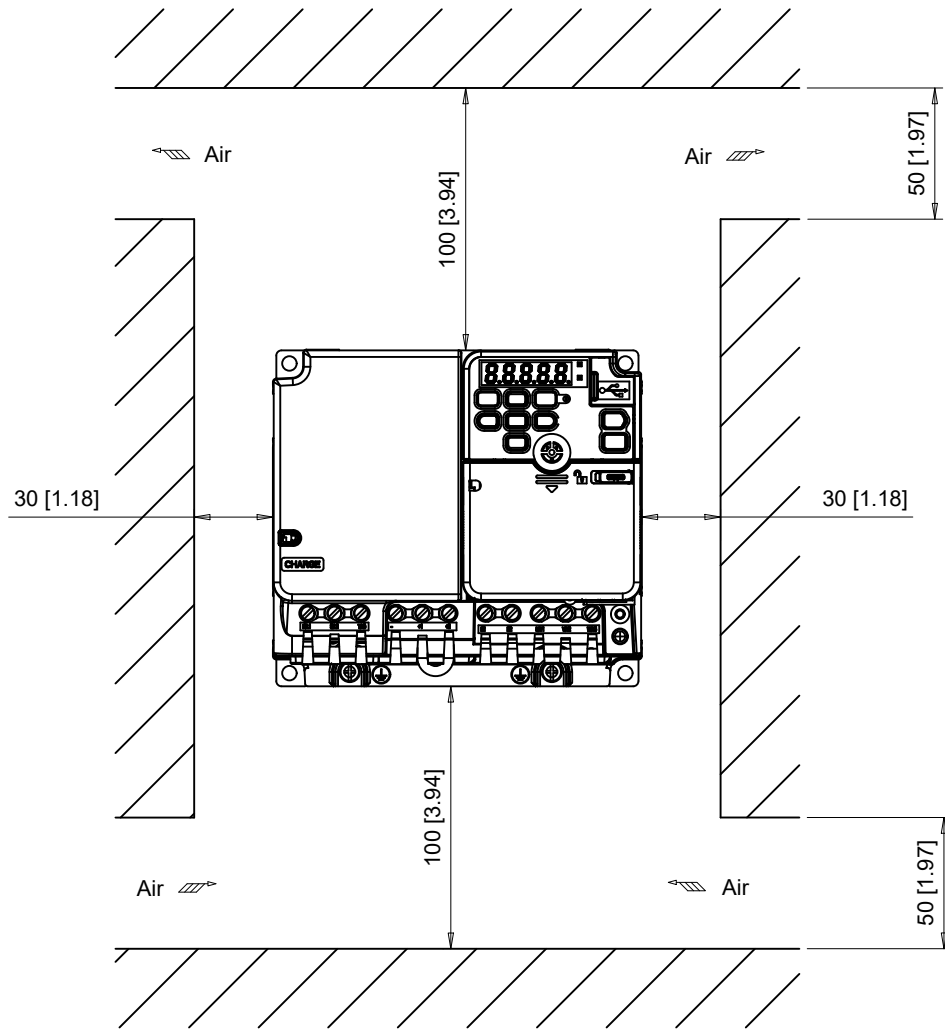
| | | |
|-------|---------------|---------|
| DRWN. | J. MATTAS | 6-27-19 |
| CHKD. | J. PIOTROWSKI | 8-7-19 |
| TECH. | L. UDDIN | 9-8-19 |
| APRV. | J. CAIRO | 9-18-19 |

TITLE
GA500 DIMENSION DRAWING
FRAME SIZE 3.1
IP20 ENCLOSURE WITH EMC FILTER

SIZE A
PAGE 2 OF 3
DWG.NO.
DD.GA50.FR3.1.IP20.EMC

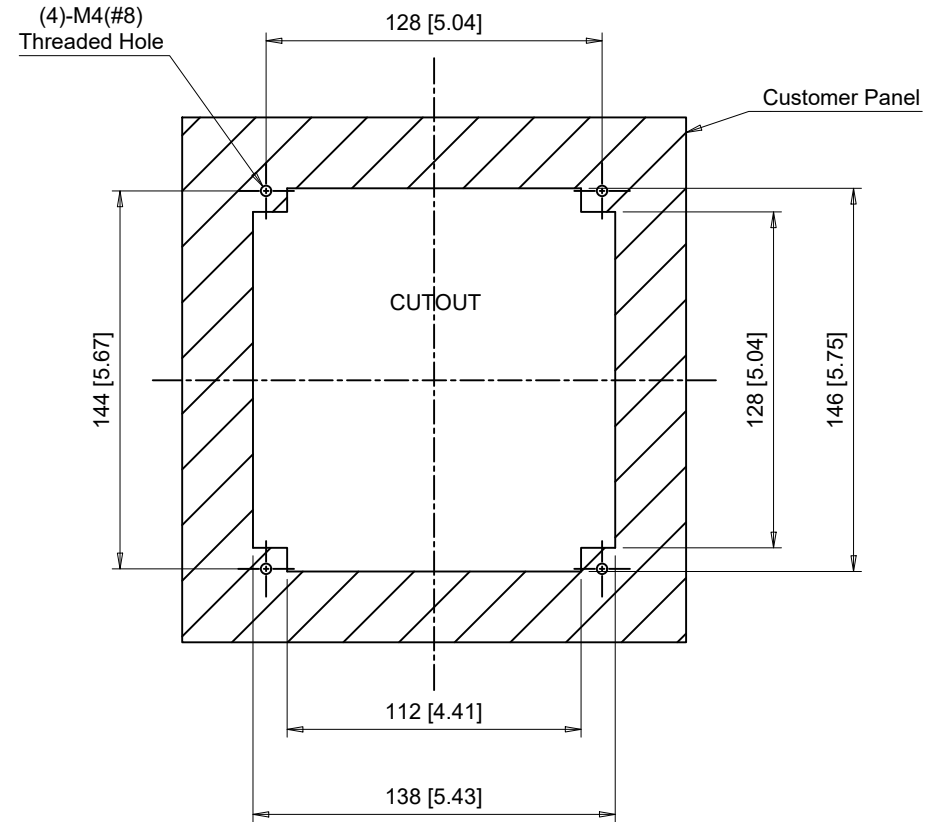
REV
0

Minimum Installation Clearances



Note:
For alternate mounting configurations, consult manual.

Panel Cutout
For External Heatsink Mounting Configuration



Notes:
Exposed heatsink minimum clearance = 70 [2.76].
Refer to external heatsink instructions document for additional details.

YASKAWA

UNITS MM [IN]
SCALE 1:3

| | | |
|-------|---------------|---------|
| DRWN. | J. MATTAS | 6-27-19 |
| CHKD. | J. PIOTROWSKI | 8-7-19 |
| TECH. | L. UDDIN | 9-8-19 |
| APRV. | J. CAIRO | 9-18-19 |

TITLE
GA500 DIMENSION DRAWING
FRAME SIZE 3.1
IP20 ENCLOSURE WITH EMC FILTER

| | | | |
|---------|------------------------|------|--------|
| SIZE | A | PAGE | 3 OF 3 |
| DWG.NO. | DD.GA50.FR3.1.IP20.EMC | | |

REV
0